

Smart 360 POS™



What's Included



10" Tablet (Android 4.4.2), Smart 360 POS™ Software, Tablet Stand , power supply



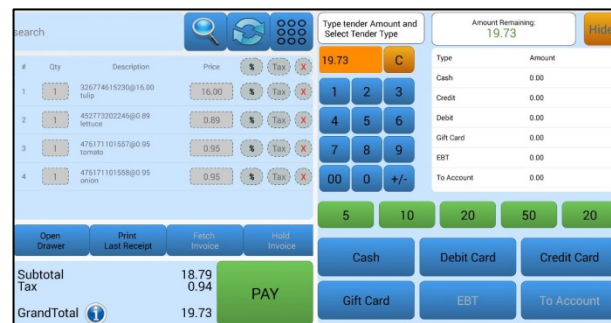
Bluetooth Receipt Printer with power supply



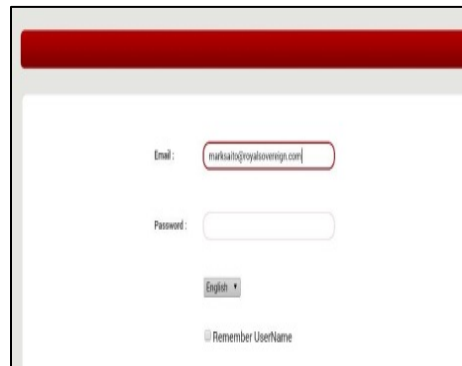
24 Volt Cash Drawer, with LID, RJ11 cable



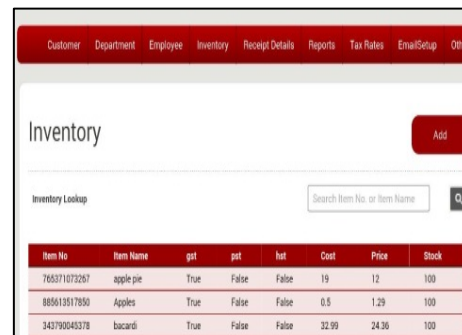
Payment Screen



Smart 360 POS™ Back Office



Administrator Screen: Password protected. Allows administrator to customize system, set up or modify inventory, set or change tax rates globally or for a specific item, print more detailed reports and more!.



Inventory Screen: Set up inventory including: category, item, item description, item number, item specific tax systems, item cost, item pricing and inventory quantity using a csv file, barcode scanner (not included), or individually.

For complete technical specification of each device, please refer to the Technical Specifications information sheet:

Because our products are subject to continuous improvement, RS Canada reserves the right to modify product design and specifications without notice and without incurring any obligation. E&OE



RS Canada Inc.

5610 Timberlea Blvd, Mississauga, Ontario L4W 4M6
Tel: 905.461.1095 Fax: 905.461.1096 email: ca.support@royal Sovereign.com
www.royal Sovereign.ca

Smart 360 POS™

Tablet Point of Sale System

Everything You Need to Effectively Operate , Manage and Grow your Business...With No Monthly Fees

RPOS-10M

Smart 360 POS™

IDEAL FOR SMALL AND MEDIUM-SIZED BUSINESSES

Ring up sales quickly and easily with Smart 360 POS™ from Royal Sovereign. Smart 360 POS™ makes everyday tasks from the entry of sales to inventory tracking and end of days reports fast and simple. Smart 360 POS™ is designed specifically for the Canadian and USA tax systems, allowing you to quickly and easily select from a drop down menu to set up the system to your provincial or state tax system. The touch screen, 10" tablet based system is ideal for small and medium sized businesses, looking to upgrade their existing cash registers or for those businesses looking to buy their first touch screen point of sale system



No Contracts, No Subscription Fees, No Monthly Fees

Smart 360 POS™ system provides the ideal business solution to help you operate, manage and grow your business. An All-In-One solution out of the box. Cloud services not included and not required.



Fast; Easy Installation.

The easy guide screens will help you quickly set up your point of sale system to your specific needs so that you can spend your time doing more important things, like running your business. Includes easy upload of your inventory data.



Canada and USA Tax System Designed.

Smart 360 POS™ was designed for the Canadian and US tax systems. Easy Guide™ drop down Country and Province/State selector menu will help set you up to your tax system with pre-programmed rates for each Canadian provincial tax rate systems.



Inventory Management, Control Reporting.

Manage and update your inventory, pricing, costing and inventory quantity with Smart 360 POS™ back office. Use reports to help better manage and grow your business.



Expandable and Versatile

If your needs change as your business grows and evolves, Smart 360 POS™ is scalable to meet these needs. Add optional hardware devices (not included)

Everything You Need To Effectively Operate, Manage and Grow Your Business...With No Monthly Fees!



Model RPOS-10M - Tablet Point of Sale System

Includes: 10" Tablet, Table Stand, Smart 360 POS™ Software (3.0), Bluetooth Receipt Printer and 24 Volt Cash Drawer



Giftbox

- **Search Button:** Allows for fast and easy look up of items by name or by item number.
- **Transaction Screen:** Displays items entered. Adjust quantity, set item discount rates. Delete line items or view taxes for a specific item on screen.
- **One Touch Button:** Provides for one touch commands buttons to be used including: Print Last Receipt and Open Cash Drawer.
- **Transaction Button:** Displays Subtotal Federal and Provincial (HST,, GST, PST/QST – where applicable) and total amount to pay. Press the PAY button to finalize the transaction



- **Number Keypad:** Allows user the option to enter a transaction using the numbers keypad or by department category item button.
- **Department Button** – Allows user to categorize merchandise by department. Scroll right-to-left to view all categories entered into inventory (unlimited number of departments can be entered).
- **Item Button** - Shows all items within a department. Scroll right-to-left to view all items within a department (unlimited number of items within a department can be entered).